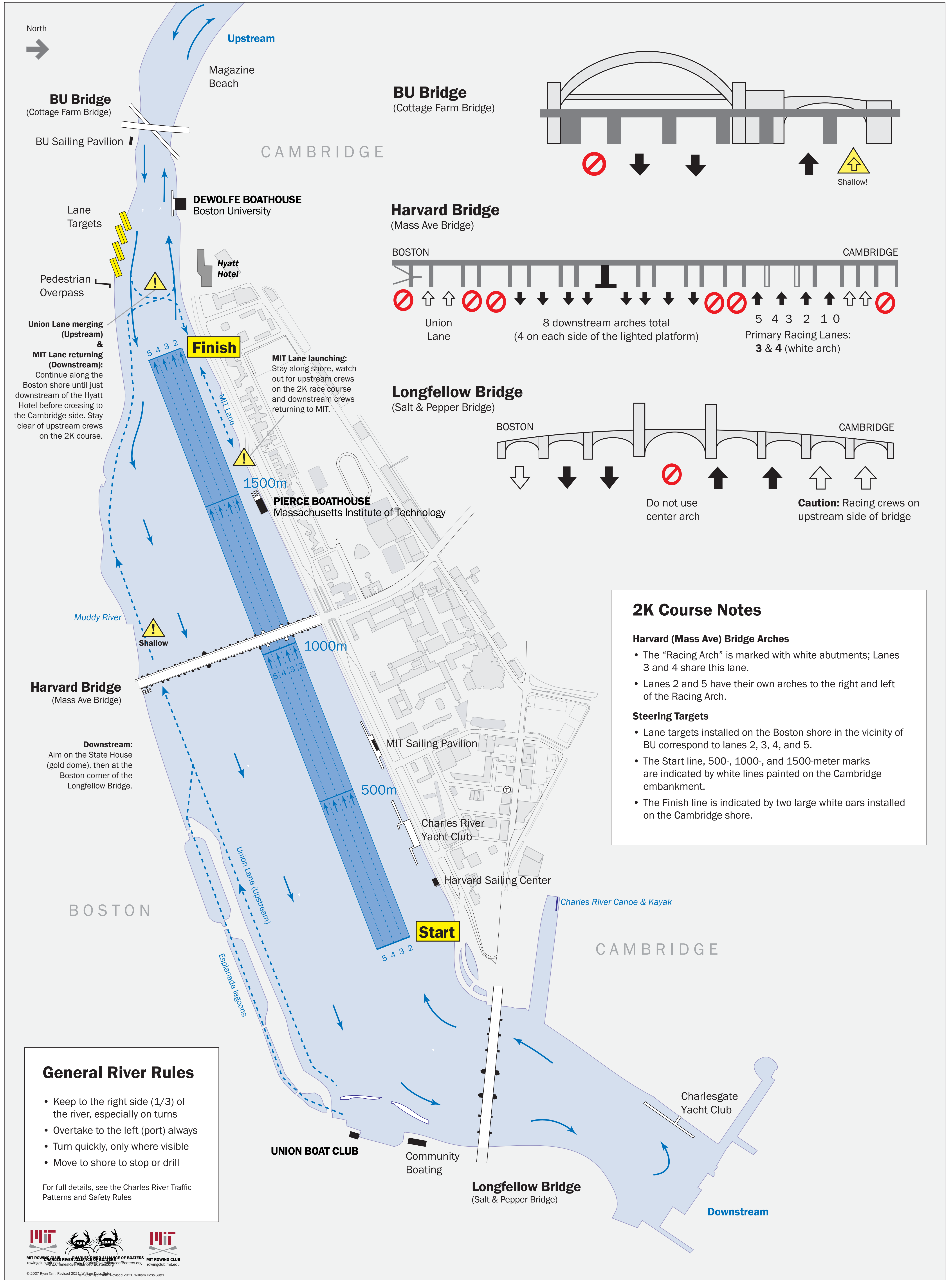


Charles River Lower Basin Rowing Traffic Pattern & 2K Course



North
→

Upstream

Magazine Beach

BU Bridge
(Cottage Farm Bridge)

BU Sailing Pavilion

CAMBRIDGE

DEWOLFE BOATHOUSE
Boston University

Hyatt Hotel

Lane Targets

Pedestrian Overpass

Union Lane merging (Upstream) & MIT Lane returning (Downstream): Continue along the Boston shore until just downstream of the Hyatt Hotel before crossing to the Cambridge side. Stay clear of upstream crews on the 2K course.

Finish

MIT Lane launching: Stay along shore, watch out for upstream crews on the 2K race course and downstream crews returning to MIT.

1500m

PIERCE BOATHOUSE
Massachusetts Institute of Technology

Muddy River

Shallow

1000m

Harvard Bridge
(Mass Ave Bridge)

Downstream: Aim on the State House (gold dome), then at the Boston corner of the Longfellow Bridge.

500m

MIT Sailing Pavilion

Charles River Yacht Club

Harvard Sailing Center

Charles River Canoe & Kayak

BOSTON

Start

CAMBRIDGE

Union Lane (Upstream)

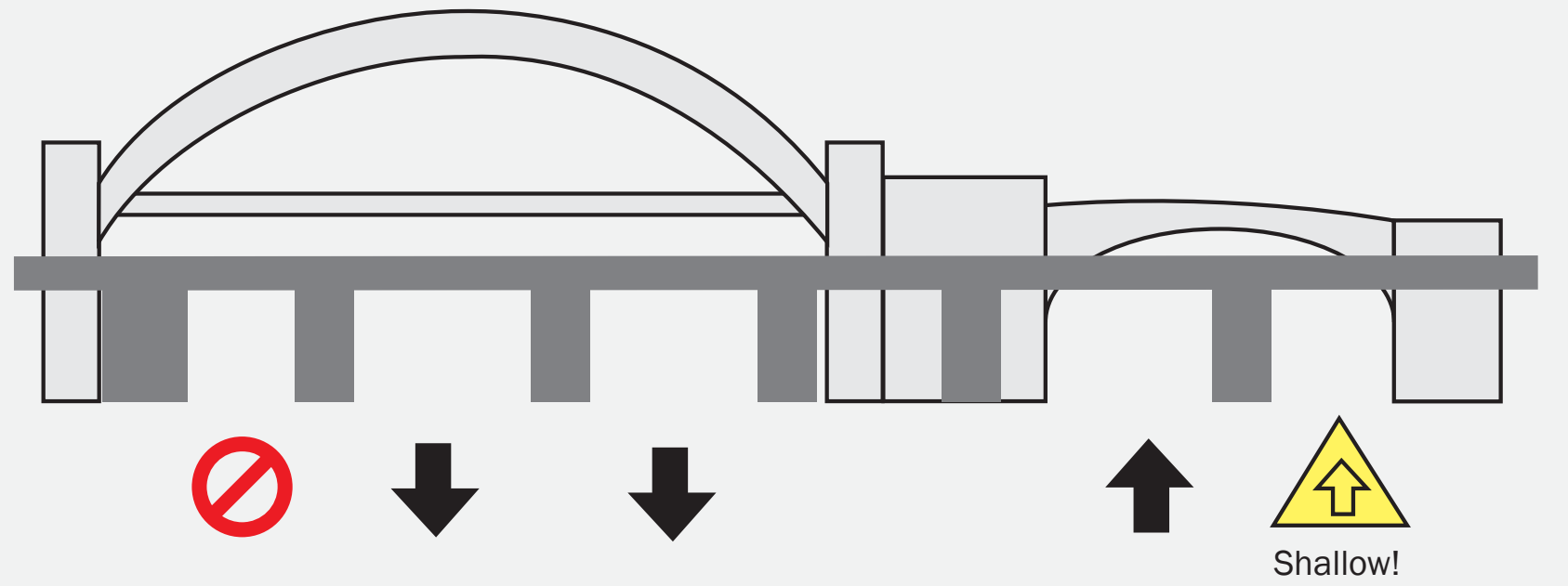
Explorade lagoons

UNION BOAT CLUB

Community Boating

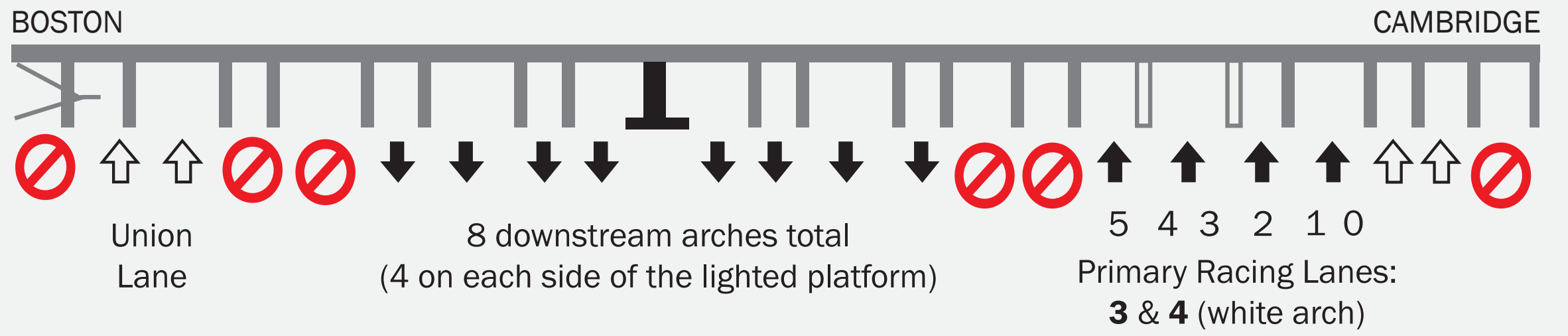
Longfellow Bridge
(Salt & Pepper Bridge)

Downstream

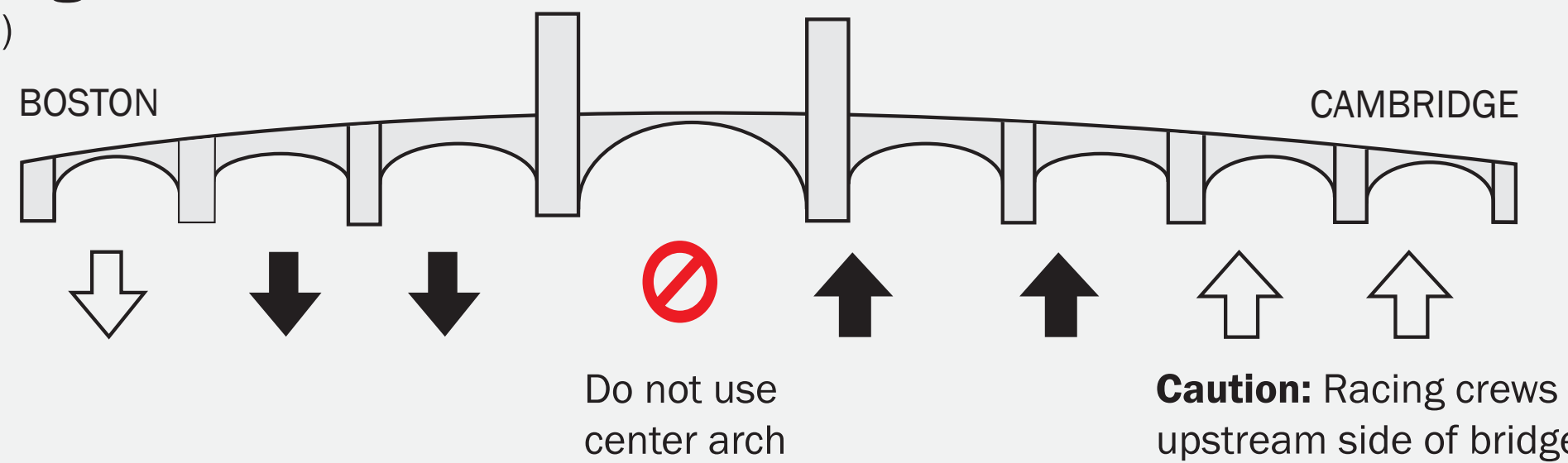


BU Bridge
(Cottage Farm Bridge)

Harvard Bridge
(Mass Ave Bridge)



Longfellow Bridge
(Salt & Pepper Bridge)



2K Course Notes

Harvard (Mass Ave) Bridge Arches

- The "Racing Arch" is marked with white abutments; Lanes 3 and 4 share this lane.
- Lanes 2 and 5 have their own arches to the right and left of the Racing Arch.

Steering Targets

- Lane targets installed on the Boston shore in the vicinity of BU correspond to lanes 2, 3, 4, and 5.
- The Start line, 500-, 1000-, and 1500-meter marks are indicated by white lines painted on the Cambridge embankment.
- The Finish line is indicated by two large white oars installed on the Cambridge shore.

General River Rules

- Keep to the right side (1/3) of the river, especially on turns
- Overtake to the left (port) always
- Turn quickly, only where visible
- Move to shore to stop or drill

For full details, see the Charles River Traffic Patterns and Safety Rules



General Traffic

- Principal lane
- Transit lane (low pressure)

Bridge Traffic

- Normal traffic
- Use only if necessary
- Caution; see notes
- Do not use

Club & Collegiate Crews on the Charles

 (Select blade designs)

- | | | | |
|------------------------|----------------------|--------------------|---------------------|
| Boston College | Harvard University | MIT Lightweight | Riverside Boat Club |
| Boston University | Harvard Radcliffe | MIT Rowing Club | Simmons College |
| Cambridge Boat Club | Harvard Recreational | Northeastern Men | Union Boat Club |
| Community Rowing, Inc. | MIT | Northeastern Women | Wellesley College |